

10.6 PUBLIC SWIMMING POOLS 2023/2024 SEASON REPORT - ATTACHMENTS

Attachment Titles:

1. Community Survey and results for the 2023/2024 Season

Attachment 1 - 20240318 SVC Pool Survey

5/28/24, 8:26 AM

Microsoft Forms

Snowy Valleys Council - Swimming Pool Survey

205 Responses 04:48 Average time to complete Closed Status

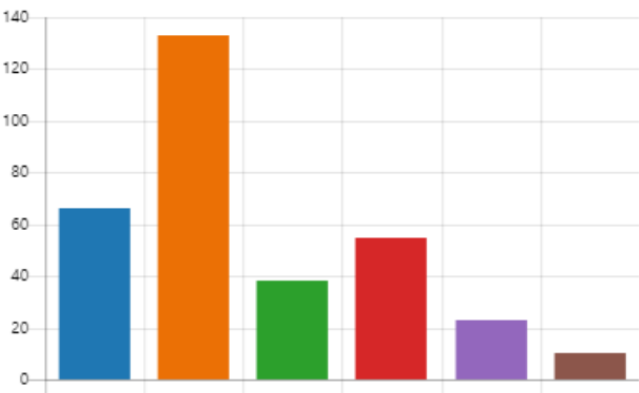
1. Which pool do you visit most?

Adelong	39
Batlow	29
Khancoban	13
Tumbarumba	32
Tumut	115



2. What is your main reason for visiting the pool?


Health and Fitness	66
Recreation	133
Socialising	38
Learn to Swim Program	55
Swim Club	23
Aqua Aerobics	10



5/28/24, 8:26 AM

Microsoft Forms

3. On average, how often do you visit the pool/s each week during the season?




4. Please rate your overall satisfaction with your local pool

205
Responses



5. Council has made recent upgrades to the pools thanks to grant funding. Tells which new features you like the best.

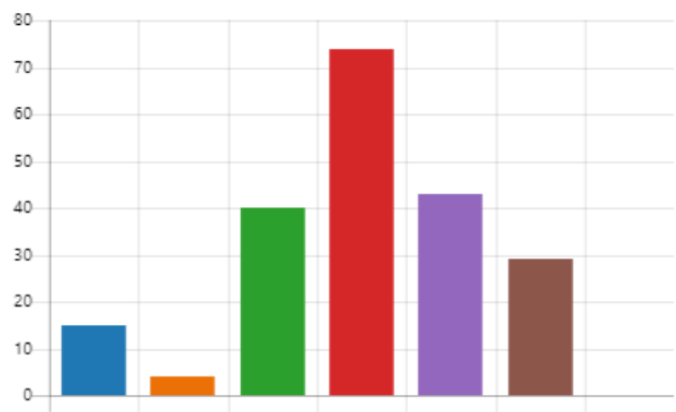


5/28/24, 8:26 AM

Microsoft Forms

6. What is your age group?

Under 18	15
18-24	4
25-34	40
35-44	74
45-54	43
55-64	29
Over 65	0



7. Please give us any other comments you'd like to let us know about our Pools.

170
Responses

Latest Responses

- "A little birdy told me the solar blankets weren't working in...
- "I am grateful for the pool in Batlow and have been happy ...
- "The staff honestly need more training surrounding childre...



Microsoft Forms | AI-Powered surveys, quizzes and polls [Privacy and cookies \(https://go.microsoft.com/fwlink/?LinkId=521839\)](#) | [Terms of use \(https://go.microsoft.com/fwlink/?linkid=866263\)](#)